


Bestway®

FLOWCLEAR™



OWNER'S MANUAL

bestwayusa.com/support

Visit the Bestway YouTube channel 



OWNER'S MANUAL

58463E/58470E Skimatic Filter Pump



Visit the Bestway YouTube channel

IMPORTANT SAFETY INSTRUCTIONS

When installing and using this electrical equipment, basic safety precautions should always be followed, including the following:

READ AND FOLLOW ALL INSTRUCTIONS

WARNING - TO REDUCE THE RISK OF INJURY, do not permit children to use this product unless they are closely supervised at all times.

WARNING - RISK OF ELECTRIC SHOCK. Connect only to a grounding type receptacle. This product is provided with a ground-fault circuit-interrupter. If replacement of the plug is needed, use only identical replacement parts.

WARNING: The unit is provided with a ground-fault circuit-interrupter (**GFCI**). To test the **GFCI**, push the test button. The **GFCI** should interrupt power. Push the reset button. Power should be restored. If the **GFCI** fails to operate in this manner, the **GFCI** is defective. If the **GFCI** interrupts power to the pump without the test button being pushed, a ground current is flowing, indicating the possibility of an electric shock. Do not use this pump. Disconnect the pump and have the problem corrected by a qualified service representative before using.

CAUTION - To reduce the risk of electric shock the pool must be installed no closer than 6 feet (1.8 m) from any electrical outlet. Do not place portable appliances closer than 5 feet (1.5 m) from the pool.

WARNING: The pump is not intended to be bonded to the equipotential bonding grid.

DO NOT BURY CORD. Locate cord to minimize abuse from lawn mowers, hedge trimmers, and other equipment.

WARNING - To reduce the risk of electric shock, **IF FILTER PUMP POWER CORD BECOMES DAMAGED IN ANY WAY, THE PUMP MUST BE DISCARDED.**

WARNING - To reduce the risk of electric shock, do not use extension cord to connect unit to electric supply; provide a properly located outlet.

CAUTION - This pump is for use with storable pools only. Do not use with permanently-installed pools. A storable pool is constructed so that it is capable of being readily disassembled for storage and reassembled to its original integrity. A permanently-installed pool is constructed in or on the ground or in a building such that it cannot be readily disassembled for storage.

NOTE:

- THERMALLY PROTECTED MOTOR.
- FOR USE WITH SWIMMING POOLS ONLY.

CAUTION: TO ENSURE CONTINUED PROTECTION AGAINST SHOCK HAZARD, USE ONLY IDENTICAL REPLACEMENT PARTS WHEN SERVICING.

WARNING: RISK OF ELECTRIC SHOCK. CONNECT ONLY TO A GROUNDING TYPE RECEPTACLE.

CAUTION: THIS PUMP IS FOR USE WITH STORABLE POOLS ONLY - DO NOT USE WITH PERMANENTLY-INSTALLED POOLS.

CAUTION: CONNECT ONLY TO GROUNDING TYPE RECEPTACLE PROTECTED BY A CLASS A GROUND FAULT CIRCUIT INTERRUPTER.

CAUTION: FOR CONTINUED PROTECTION AGAINST POSSIBLE ELECTRIC SHOCK THIS UNIT IS TO BE MOUNTED TO THE BASE IN ACCORDANCE WITH THE INSTALLATION INSTRUCTIONS.

WARNING - RISK OF ELECTROCUTION

- Connect Only To Properly Grounded Outlet. Do Not Remove Ground Pin.
- Inspect Cord Before Using – Do Not Use If Cord Is Damaged.
- Keep Ground-Fault Circuit-Interrupter Dry And Off The Ground.
- Do Not Touch Plug With Wet Hands.
- Double Insulated – When Servicing Use Only Identical Replacement Parts.
- Read Instruction Manual Before Using.

DO NOT REMOVE THIS TAG

SAVE THESE INSTRUCTIONS.

This device complies with part 15 of the FCC Rules. Operation is subject to the following two conditions: (1) This device may not cause harmful interference, and (2) this device must accept any interference received, including interference that may cause undesired operation.

WARNING: Any changes or modifications to this unit not expressly approved by the party responsible for compliance could void the user's authority to operate the equipment.

NOTE: This equipment has been tested and found to comply with the limits for a Class B digital device, pursuant to part 15 of the FCC Rules. These limits are designed to provide reasonable protection against harmful interference in a residential installation.

This equipment generates, uses and can radiate radio frequency energy and, if not installed and used in accordance with the instructions, may cause harmful interference to radio communications. However, there is no guarantee that interference will not occur in a particular installation. If this equipment does cause harmful interference to radio or television reception, which can be determined by turning the equipment off and on, the user is encouraged to try to correct the interference by one or more of the following measures:

- Reorient or relocate the receiving antenna.
- Increase the separation between the equipment and receiver.
- Connect the equipment into an outlet on a circuit different from that to which the receiver is connected.
- Consult the dealer or an experienced radio/ TV technician for help.

TECHNICAL SAFETY INSTRUCTIONS

- Using the pump with an unmatched electrical supply is dangerous and will result in catastrophic failure of pump.
- When working with electricity, turn the electrical power off at the circuit breaker and lock breaker door. Failure to do so will result in increased risk of shock, injury and possibly death.
- Do not remove the grounding prong or modify the plug in any way. Do not use adapter plugs. Consult a qualified electrician for any questions related to the validity of your plug's grounding. Handle the pump with care. Do not pull or carry the pump by the power cord. Never pull a plug from the outlet by yanking the power cord. Keep cord free from abrasions. Sharp objects, oil, moving parts, and heat should never be exposed to the filter pump.
- Pay attention to position of pool and pump so adequate ventilation, drainage, and access for cleaning is available. Never place pump in an area that may accumulate water, or in an area where foot traffic will flow around the pool.
- Atmospheric conditions may affect the performance and life span of your filter pump. Unnecessary wear and tear may occur during periods of cold, heat and exposure to sun. Whenever possible, shelter the pump from these conditions.
- Do not add chemicals in the filter pump.
- Assembly and disassembly of this product should only be performed by adults.

GFCI WARNING


- Risk of electric shock. The GFCI must be tested before each use.
- Before inserting plug into a power outlet, make sure the current rate of the power outlet is suitable for the pump.
- Do not use the pump if this test fails. For assistance, please visit the support section on our website, www.bestwayusa.com.
- To prevent the risk of electrical shock, ensure your hands are completely dry when plugging-in the Filter Pump.
- Do not dry run the filter pump. Make sure both the pool's Inlet and Outlet valves are fully covered by water before operating the Filter Pump.

SETUP

CHECK LIST

To check the parts included in the box, consult the part list inside this manual. Verify that the equipment components represent the model that you had intended to purchase. In case of any damaged or missing parts at the time of purchase, visit our website bestwayusa.com/support.

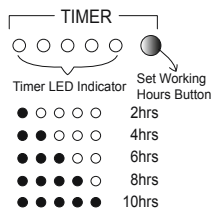
INSTALLATION

- For the installation instructions, refer to the illustration steps  inside the manual. Drawings are for illustration purposes only. May not reflect actual product. Not to scale.
- Bestway will not be responsible for any damage caused to the Skimatic Filter Pump due to mishandling or failure to follow these instructions.
- It is imperative to check that the hydraulic connectors are not obstructed.
- Do not dry run the Skimatic Filter Pump. Make sure both the pool's inlet and outlet valves are fully covered by water before operating the Skimatic Filter Pump.


GFCI TEST

Each LED indicator represents 2 hours of working time. You can push the Set Working Hours Button to adjust the desired time.

- After setting the run time, the pump will restart automatically at the same time the following day.
- In case of a power outage or the GFCI being unplugged, the running time of the product will be reset to a 10 hour default and the previous set will be deleted.
- After finishing the working time, the GFCI goes into stand-by mode. During this time, all LED indicators will be off.
- Pushing the test button on the GFCI does not stop the timer. To stop the timer, you have to unplug the GFCI.



MAINTENANCE

- Make sure that the Skimatic Filter Pump is unplugged before any maintenance.
- For the maintenance instruction refer to illustration steps  inside this manual. Drawings are for illustration purposes only. May not reflect actual product. Not to scale.
- To optimize the Skimatic Filter Pump performance and for sanitary reasons, we suggest replacing the filter cartridge with a new one every two weeks.

STORAGE

- Remove all accessories; be sure that Skimatic Filter Pump is completely clean and dry before the storage. If all the parts are not completely dry, mold may result.
- Before storage, remove and dispose of the filter cartridge.
- We strongly recommend disassembling the Skimatic Filter Pump when the environment temperature is below 50°F/10°C.
- Store the Skimatic Filter Pump in a dry place with a moderate temperature between 50°F/10°C and 100°F/38°C.

WARRANTY TERMS

For information concerning warranty terms, visit our website at: www.bestwayusa.com



	V1	V2	V3
1	x1	x1	x1
2	x1	x1	x1
3	x1	x1	x1
4	x1	x1	x1
5	x1	x1	x1
6	x1	x1	x0
7	x1	x1	x0
8	x1	x0	x1
9	x1	x1	x1
10	x1	x1	x1
11	x1	x1	x1
12	x1	x1	x1



V1/V2

(1) (2)

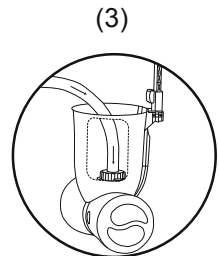
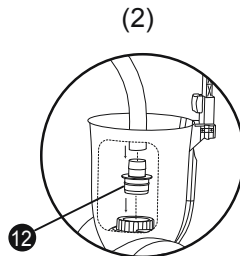
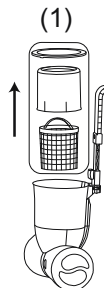
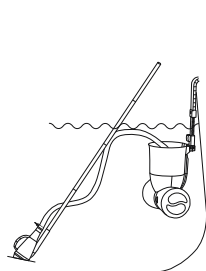
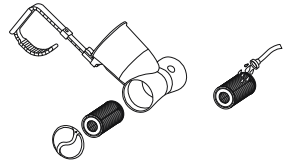

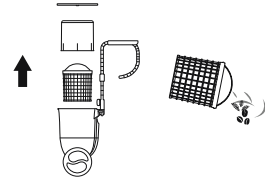
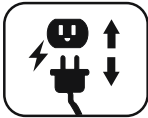
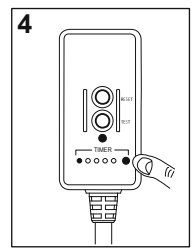
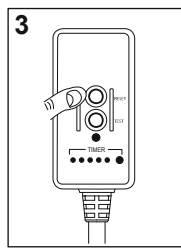
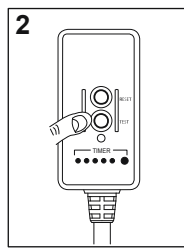
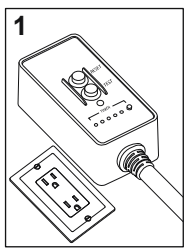
5-10cm
2-4in.



V1/V3

(1) (2)

5-10cm
2-4in.





For support please visit us at:
bestwayusa.com/support

©2022 Bestway Inflatables & Material Corp.

All rights reserved

Trademarks used in some countries under license from **Bestway Inflatables & Material Corp., Shanghai, China**

Exported by **Bestway (Hong Kong) International Ltd./Bestway Enterprise Company Limited**

Suite 713, 7/Floor, East Wing, Tsim Sha Tsui Centre, 66 Mody Road, Kowloon, Hong Kong

Distributed in North America by **Bestway (USA) Inc., 3435 S. McQueen Road, Chandler, AZ 85286, United States of America**

Tel: +86 21 69135588

www.bestwayusa.com